



**STRONG PARTNERS.
TOUGH TRUCKS.™**



FOUR-WHEEL ELECTRIC COUNTERBALANCED LIFT TRUCKS

J1.6-2.0XN

1600 – 2 000 KG



J1.6XN, J1.8XN, J2.0XN

1.1	Manufacturer (abbreviation)	
1.2	Manufacturer's type designation	
1.3	Drive: electric (battery or mains), diesel, petrol, fuel gas	
1.4	Operator type: hand, pedestrian, standing, seated, order-picker	
1.5	Rated capacity/rated load	Q (t)
1.6	Load centre distance	c (mm)
1.8	Load distance, centre of drive axle to fork	x (mm)
1.9	Wheelbase	y (mm)

2.1	Service weight <input type="checkbox"/>	kg
2.2	Axle loading, laden front/rear (max. battery) <input type="checkbox"/>	kg
2.3	Axle loading, unladen front/rear (max. battery) <input type="checkbox"/>	kg

3.1	Tyres: L = pneumatic, V = cushion, SE = Pneumatic Shape Solid	
3.2	Tyre size, front	
3.3	Tyre size, rear	
3.5	Wheels, number front/rear (x = driven wheels)	
3.6	Tread, front	b ₁₀ (mm)
3.7	Tread, rear	b ₁₁ (mm)

4.1	Tilt of mast/fork carriage forward/backward	α / β (°)
4.2	Height, mast lowered	h ₁ (mm)
4.3	Free lift <input type="checkbox"/>	h ₂ (mm)
4.4	Lift <input type="checkbox"/>	h ₃ (mm)
4.5	Height of mast, extended <input type="checkbox"/>	h ₄ (mm)
4.7	Height of overhead guard (cabin) <input type="checkbox"/>	h ₆ (mm)
4.7.1	Cab height (open cab)	(mm)
4.8	Seat height/stand height <input type="checkbox"/>	h ₇ (mm)
4.12	Coupling height	h ₁₀ (mm)
4.19	Overall length	l ₁ (mm)
4.20	Length to face of forks	l ₂ (mm)
4.21	Overall width *	b ₁ /b ₂ (mm)
4.22	Fork dimensions	s/e/l (mm)
4.23	Fork carriage DIN 15173. Class, A/B	
4.24	Fork carriage width <input type="checkbox"/>	b ₃ (mm)
4.31	Ground clearance, laden, below mast	m ₁ (mm)
4.32	Ground clearance, centre of wheelbase <input type="checkbox"/>	m ₂ (mm)
4.33	Load dimension b ₁₂ × l ₃ crossways	b ₁₂ × l ₃ (mm)
4.34	Aisle width predetermined load dimensions	Ast (mm)
4.34.1	Aisle width with pallets 1 000 long x 1 200 wide <input type="checkbox"/>	Ast (mm)
4.34.2	Aisle width with pallets 1200 long x 800 wide <input type="checkbox"/>	Ast (mm)
4.35	Turning radius	W ₁ (mm)
4.36	Internal turning radius	b ₁₃ (mm)
4.41	90° intersecting aisle (With pallet W = 1200mm, L = 1000mm)	mm
4.42	Step Height (from ground to running board) <input type="checkbox"/>	mm
4.43	Step Height	mm

5.1	Travel speed, laden/unladen <input type="checkbox"/>	km/h
5.1.1	Travel speed, laden/unladen, backwards	km/h
5.2	Lift speed, laden/unladen	m/sec
5.3	Lowering speed, laden/unladen	m/sec
5.5	Drawbar pull, laden/unladen **	N
5.6	Max. drawbar pull, laden/unladen ***	N
5.7	Gradeability, laden/unladen † ****	%
5.8	Max. gradeability, laden/unladen † ***	%
5.9	Acceleration time, laden/unladen <input type="checkbox"/>	s
5.10	Service brake	

6.1	Drive motor rating S2 60 min	kW
6.2	Lift motor rating at S3 15%	kW
6.3	Battery according to DIN 43531/35/36 A, B, C, no	
6.4	Battery voltage/nominal capacity K5	(V)/(Ah)
6.5	Battery weight <input type="checkbox"/>	kg
6.6	Energy consumption according to VDI cycle <input type="checkbox"/>	kWh/h

8.1	Type of drive unit	
10.1	Operating pressure for attachments <input type="checkbox"/>	bar
10.2	Oil volume for attachments <input type="checkbox"/>	l/min
10.3	Hydraulic oil tank, capacity	l
10.7	Sound pressure level at the driver's seat L _{pa2} <input type="checkbox"/>	dB(A)
10.8	Towing coupling, type DIN	

HYSTER		HYSTER	
J1.6XN (MWB)		J1.6XN (LWB)	
Electric (battery)		Electric (battery)	
Seated		Seated	
1.6	1.6	1.6	1.6
500	500	500	500
326	326	326	326
1 431	1 431	1 539	1 539

3036		3209	
3986	650	3992	817
1461	1575	1533	1676

SE		SE	
18 x 7-8		18 x 7-8	
140/55-9		140/55-9	
2X	2	2X	2
889	889	889	889
918	918	918	918

5	5	5	5		
2 230	2 230	2 230	2 230		
100	100	100	100		
3 320	3 320	3 320	3 320		
3 868	3 868	3 868	3 868		
2070	2070	2070	2070		
2087	2087	2087	2087		
1017	1017	1017	1017		
360	360	360	360		
2980	3088	2980	3088		
1980	2088	1980	2088		
1050 <input type="checkbox"/>	1050 <input type="checkbox"/>	1050 <input type="checkbox"/>	1050 <input type="checkbox"/>		
40	80	1000	40	80	1000
2A	2A	2A	2A	2A	2A
907	907	907	907	907	907
70	70	70	70	70	70
100	100	100	100	100	100
1000 x 1200	1000 x 1200	1000 x 1200	1000 x 1200	1000 x 1200	1000 x 1200
3309	3417	3309	3417	3309	3417
3309	3417	3309	3417	3309	3417
3432	3540	3432	3540	3432	3540
1654	1762	1654	1762	1654	1762
0	0	0	0	0	0
1778	1824	1778	1824	1778	1824
526	526	526	526	526	526
484	484	484	484	484	484

16	16	16	16
16	16	16	16
0.43	0.59	0.43	0.59
0.50	0.47	0.50	0.47
3406	3680	3406	3680
11415	11690	11415	11690
11	16	11	16
25	35	25	35
4.6	4.1	4.6	4.1
Electric	Electric	Electric	Electric

2x 5.0		2x 5.0	
12		12	
DIN 43531-A		DIN 43531-A	
48	625	48	750
813	899	962	1 064
4.4	4.4	4.5	4.5

AC Induction		AC Induction	
180		180	
40		40	
19		19	
69		69	
Pin		Pin	

HYSTER		HYSTER		HYSTER		HYSTER		1.1
J1.8XN (MWB)		J1.8XN (LWB)		J2.0XN (MWB)		J2.0XN (LWB)		1.2
Electric (battery)		Electric (battery)		Electric (battery)		Electric (battery)		1.3
Seated		Seated		Seated		Seated		1.4
1.8	1.8	1.8	1.8	2.0	2.0	2.0	2.0	1.5
500	500	500	500	500	500	500	500	1.6
321	321	321	321	321	321	321	321	1.8
1431	1431	1539	1539	1539	1539	1539	1539	1.9

3288		3282		3565		3386		2.1
4435	653	4368	714	4892	673	4719	668	2.2
1601	1687	1608	1674	1743	1822	1652	1734	2.3

SE		SE		SE		SE		3.1
200 / 50-10		200 / 50-10		200 / 50-10		200 / 50-10		3.2
140 / 55-9		140 / 55-9		15 x 4.5-8		140 / 55-9		3.3
2X	2	2X	2	2X	2	2X	2	3.5
908	908	908	908	906	906	908	908	3.6
918	918	918	918	918	918	918	918	3.7

5	5	5	5	5	5	5	5	4.1	
2180	2180	2180	2180	2180	2180	2180	2180	4.2	
100	100	100	100	100	100	100	100	4.3	
3390	3390	3390	3390	3390	3390	3390	3390	4.4	
4006	4006	4006	4006	4006	4006	4006	4006	4.5	
2070	2070	2070	2070	2070	2070	2070	2070	4.7	
2087	2087	2087	2087	2087	2087	2087	2087	4.7.1	
1017	1017	1017	1017	1017	1017	1017	1017	4.8	
360	360	360	360	360	360	360	360	4.12	
2975	3083	2975	3083	2975	3083	2975	3083	4.19	
1975	2083	1975	2083	1975	2083	1975	2083	4.20	
1116	1116	1116	1116	1116	1116	1116	1116	4.21	
40	80	1000	40	80	1000	40	100	1000	4.22
2A	2A	2A	2A	2A	2A	2A	2A	2A	4.23
977	977	977	977	977	977	977	977	977	4.24
70	70	70	70	70	70	70	70	70	4.31
100	100	100	100	100	100	100	100	100	4.32
1000 x 1200	1000 x 1200	1000 x 1200	1000 x 1200	1000 x 1200	1000 x 1200	1000 x 1200	1000 x 1200	1000 x 1200	4.33
3305	3413	3305	3413	3305	3413	3305	3413	3305	4.34
3305	3413	3305	3413	3305	3413	3305	3413	3305	4.34.1
3427	3535	3427	3535	3427	3535	3427	3535	3427	4.34.2
1654	1762	1654	1762	1654	1762	1654	1762	1654	4.35
0	0	0	0	0	0	0	0	0	4.36
1800	1846	1800	1846	1800	1846	1800	1846	1800	4.41
526	526	526	526	526	526	526	526	526	4.42
484	484	484	484	484	484	484	484	484	4.43

16	16	16	16	16	16	16	16	5.1
16	16	16	16	16	16	16	16	5.1.1
0.41	0.60	0.41	0.60	0.40	0.58	0.40	0.58	5.2
0.46	0.40	0.46	0.40	0.47	0.40	0.47	0.40	5.3
3337	3646	3337	3646	3260	3603	3294	3637	5.5
11355	11664	11346	11655	11269	11612	11304	11647	5.6
10	15	10	15	9	14	9	15	5.7
23	35	23	36	31	34	22	36	5.8
4.6	4.1	4.6	4.1	4.6	4.1	4.6	4.1	5.9
Electric	Electric	Electric	Electric	Electric	Electric	Electric	Electric	5.10

2x 5.0		2x 5.0		2x 5.0		2x 5.0		6.1
12.0		12.0		12.0		12.0		6.2
DIN 43531-A		DIN 43531-A		DIN 43531-A		DIN 43531-A		6.3
48	625	48	750	48	625	48	750	6.4
813	899	962	1064	813	899	962	1064	6.5
5.0	5.0	5.5	5.5	5.5	5.5	5.5	5.5	6.6

AC Induction		AC Induction		AC Induction		AC Induction		8.1
180		180		180		180		10.1
40		40		40		40		10.2
19		19		19		19		10.3
69		69		69		69		10.7
Pin		Pin		Pin		Pin		10.8

Specification data is based on VDI 2198. * Standard /Wide tread ** 60 minute rating *** 5 minute rating **** 30 minute rating

EQUIPMENT AND WEIGHT:

Weights (line 2.1) are based on the following specifications: 3360mm (Vista Plus) and 3430mm (Vista) to top of fork, 2 stage LFL mast with standard carriage and 1000mm forks, with HiP performance setting, DIN battery configuration.

FORKS:

J1.6-J1.8XN: 80 x 40 x 1 000 to 1 200
J2.0XN: 100 x 40 x 1 000 to 1 200

FORK SPACING:

Inside to inside, minimum: 30 mm
Outside to outside, maximum: 900 mm

MAST AND CAPACITY INFORMATION

VISTA PLUS MASTS J1.6XN

	Maximum fork height (mm)	Back tilt	Overall lowered height (mm)	Overall extended height (mm)	Free lift (top of forks) (mm)
Vista Plus 2-Stage Limited Free Lift	3 360 3 860 4 360 4 860	5° 5° 5° 5°	2 230 2 580 2 830 3 180	3 868 * 4 368 * 4 868 * 5 386 *	140 140 140 140
Vista Plus 3-Stage Full Free Lift	4 600 4 900 5 200 5 500	5° 5° 5° 5°	2 080 2 180 2 330 2 430	5 108 * 5 408 * 5 708 * 6 008 *	1 572 ▲ 1 672 ▲ 1 822 ▲ 1 922 ▲

VISTA MASTS J1.6-2.0XN

	Maximum fork height (mm)	Back tilt	Overall lowered height (mm)	Overall extended height (mm)	Free lift (top of forks) (mm)
Vista 2-Stage Limited Free Lift	3 432 3 932 4 432 4 932	5° 5° 5° 5°	2 180 2 530 2 780 3 130	4 006 * 4 506 * 5 006 * 5 506 *	140 140 140 140
Vista 2-Stage Full Free Lift	3 218 3 718 4 338	5° 5° 5°	2 080 2 330 2 680	3 728 † 4 228 † 4 847 †	1 505 ● 1 755 ● 2 105 ●
Vista 3-Stage Full Free Lift	4 600 4 900 5 200 5 500	5° 5° 5° 5°	2 030 2 130 2 280 2 380	5 175 † 5 375 † 5 775 † 6 075 †	1 455 ● 1 555 ● 1 705 ● 1 805 ●

J1.6-2.0XN - Capacity chart in kg @ 500mm Load Centre

	Maximum fork height (mm)	Pneumatic Shaped Solid Tyres											
		Without sideshift						With integral sideshift					
		J1.6XN (MWB)	J1.6XN (LWB)	J1.8XN (MWB)	J1.8XN (LWB)	J2.0XN (MWB)	J2.0XN (LWB)	J1.6XN (MWB)	J1.6XN (LWB)	J1.8XN (MWB)	J1.8XN (LWB)	J2.0XN (MWB)	J2.0XN (LWB)
Vista Plus 2-Stage Limited Free Lift	3 360 3 860 4 360 4 860	1 600 1 600 1 580 1 490	1 600 1 600 1 580 1 580	- - - -	- - - -	- - - -	- - - -	1 600 1 600 1 570 1 480	1 600 1 590 1 570 1 480	- - - -	- - - -	- - - -	- - - -
Vista 2-Stage Limited Free Lift	3 432 3 932 3 932 3 932	1 600 1 600 1 580 1 490	1 600 1 600 1 580 1 580	1 800 1 800 1 780 1 580	1 800 1 800 1 780 1 580	2 000 2 000 1 980 1 570	2 000 2 000 1 980 1 570	1 580 1 570 1 550 1 450	1 580 1 570 1 550 1 460	1 740 1 740 1 720 1 540	1 740 1 740 1 720 1 540	1 920 1 910 1 900 1 520	1 920 1 910 1 890 1 520
Vista 2-Stage Full Free Lift	3 218 3 718 4 338	1 600 1 600 1 600	1 600 1 600 1 600	1 800 1 800 1 800	1 800 1 800 1 800	2 000 2 000 2 000	2 000 2 000 2 000	1 570 1 560 1 550	1 570 1 560 1 550	1 750 1 750 1 740	1 750 1 750 1 740	1 930 1 920 1 910	1 930 1 920 1 910
Vista Plus 3-Stage Full Free Lift	4 600 4 900 5 200 5 500	1 500 1 350 1 220 1 090	1 510 1 360 1 230 1 100	- - - -	- - - -	- - - -	- - - -	1 450 1 400 1 360 1 230	1 450 1 400 1 360 1 230	- - - -	- - - -	- - - -	- - - -
Vista 3-Stage Full Free Lift	4 600 4 900 5 200 5 500	1 570 1 460 1 320 1 190	1 570 1 450 1 330 1 200	1 770 1 710 1 650 1 590	1 770 1 710 1 600 1 470	1 880 1 710 1 580 1 440	1 960 1 910 1 670 1 540	1 570 1 540 1 420 1 290 1 160	1 570 1 540 1 430 1 290 1 160	1 740 1 710 1 650 1 590 1 520	1 740 1 710 1 650 1 580 1 440	1 910 1 840 1 690 1 540 1 410	1 910 1 880 1 770 1 640 1 500

J1.6-2.0XN - Capacity chart in kg @ 600mm Load Centre

	Maximum fork height (mm)	Pneumatic Shaped Solid Tyres											
		Without sideshift						With integral sideshift					
		J1.6XN (MWB)	J1.6XN (LWB)	J1.8XN (MWB)	J1.8XN (LWB)	J2.0XN (MWB)	J2.0XN (LWB)	J1.6XN (MWB)	J1.6XN (LWB)	J1.8XN (MWB)	J1.8XN (LWB)	J2.0XN (MWB)	J2.0XN (LWB)
Vista Plus 2-Stage Limited Free Lift	3 360 3 860 4 360 4 860	1 450 1 450 1 430 1 350	1 450 1 450 1 430 1 360	- - - -	- - - -	- - - -	- - - -	1 430 1 430 1 410 1 320	1 430 1 430 1 410 1 330	- - - -	- - - -	- - - -	- - - -
Vista 2-Stage Limited Free Lift	3 432 3 932 4 432 4 932	1 450 1 450 1 430 1 350	1 450 1 450 1 430 1 360	1 600 1 600 1 580 1 500	1 600 1 600 1 580 1 500	1 800 1 800 1 780 1 570	1 800 1 800 1 780 1 570	1 410 1 410 1 390 1 300	1 410 1 410 1 390 1 310	1 560 1 560 1 540 1 450	1 560 1 560 1 540 1 450	1 720 1 720 1 700 1 520	1 720 1 720 1 700 1 520
Vista 2-Stage Full Free Lift	3 218 3 718 4 338	1 450 1 450 1 450	1 450 1 450 1 450	1 600 1 600 1 600	1 600 1 600 1 600	1 800 1 800 1 800	1 800 1 800 1 800	1 410 1 400 1 390	1 410 1 400 1 390	1 570 1 560 1 560	1 570 1 560 1 560	1 730 1 720 1 720	1 730 1 720 1 720
Vista Plus 3-Stage Full Free Lift	4 600 4 900 5 200 5 500	1 450 1 400 1 350 1 220	1 450 1 400 1 360 1 230	- - - -	- - - -	- - - -	- - - -	1 450 1 400 1 360 1 230	1 450 1 400 1 360 1 230	- - - -	- - - -	- - - -	- - - -
Vista 3-Stage Full Free Lift	4 600 4 900 5 200 5 500	1 450 1 420 1 370 1 320	1 450 1 420 1 380 1 320	1 600 1 570 1 520 1 470	1 600 1 570 1 520 1 470	1 800 1 770 1 710 1 570	1 800 1 770 1 710 1 660	1 410 1 380 1 330 1 270	1 410 1 380 1 330 1 270	1 410 1 380 1 330 1 270	1 560 1 530 1 480 1 420	1 710 1 690 1 640 1 540	1 710 1 690 1 630 1 570

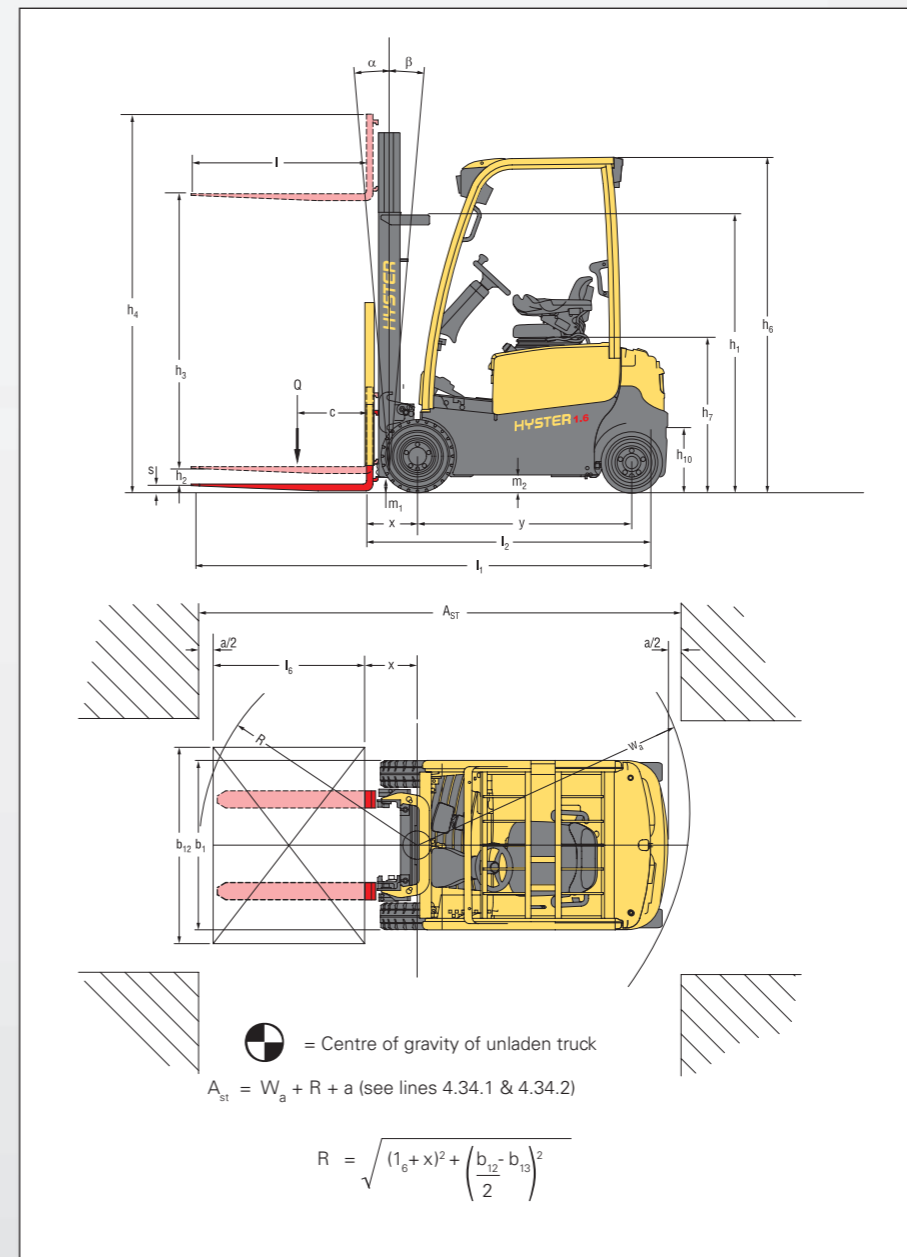
▲ Tilt speed reduced to 1° per second by mechanical tilt speed restrictors for mast heights 5000mm and above.

NOTES

The rated capacities shown are for masts in a vertical position on trucks equipped with standard or sideshift carriage and nominal length forks. Masts above the maximum fork heights shown in the mast table are classified as high lift and, depending on the tyre/tread configuration may require reduced capacity, restricted back tilt or wide tread.

Values shown are for standard equipment. When using non-standard equipment these values may change. Please contact your Hyster dealer for information.

TRUCK DIMENSIONS



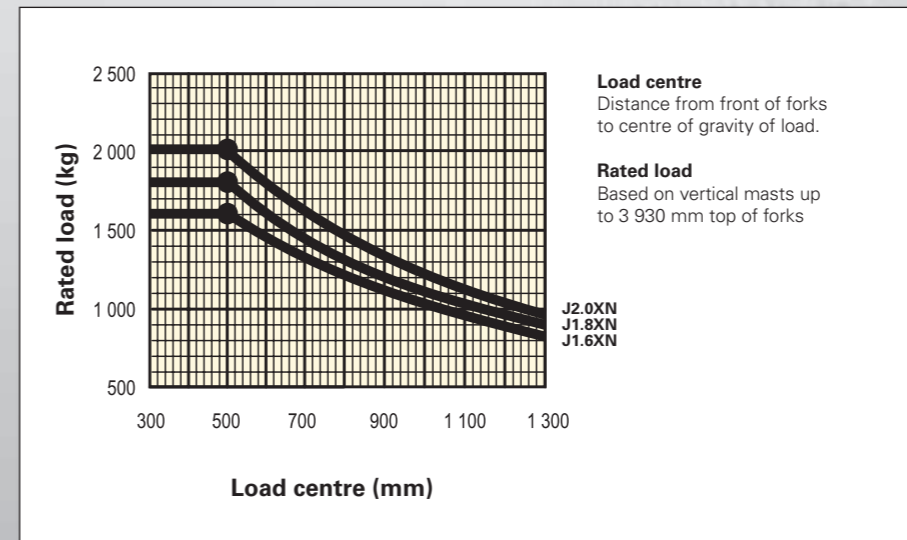
NOTE: Specifications are affected by the condition of the vehicle and how it is equipped, as well as the nature and condition of the operating area. Inform your dealer of the nature and condition of the intended operating area when purchasing your Hyster Truck.

- Max. battery
- ¶ Bottom of forks
- Full suspension seat specified at mid-point of suspension travel. Standard Hood specified. 1051mm with raised hood.
- ◆ Without load backrest
- Add 32mm with load backrest
- h6 subject to +/- 5 mm tolerance
- With manual hydraulic controls; 155 bar with e-hydraulic controls
- ☒ maximum flow set through dash display.
- △ HiP performance
- ▲ min/max
- ✦ Overall width 1116mm with required 200/50-10 tyres fitted for masts 5000mm and over.
- ⊕ LPAZ, measured according to the test cycles and based on the weighting values contained in EN12053
- ◆ With vertical battery removal; add 34 mm with horizontal removal
- ✦ 90 with horizontal battery removal

MAST TABLES:

- ★ Add 721mm with load backrest extension
- ▲ Deduct 723mm with load backrest extension.
- * Add 723mm with load backrest extension.
- ✦ Add 656mm with load backrest extension.
- ✦ Add 655mm with load backrest extension
- Deduct 655mm with load backrest extension.

RATED CAPACITIES



NOTICE
Care must be exercised when handling elevated loads. When the carriage and/or load is elevated, truck stability is reduced. It is important that mast tilt in either direction be kept to a minimum when loads are elevated.
Operators must be trained and must read, understand and follow the instructions contained in the Operating Manual. All values are nominal values and they are subject to tolerances. For further information, please contact the manufacturer.
Hyster products might be subject to change without notice.
Lift trucks illustrated may feature optional equipment. Values may vary with alternative configurations.

CE Safety:
This truck conforms to the current EU requirements.

PRODUCT FEATURES

DEPENDABILITY

- Robust mast design for high visibility and reliable, high performance lifting.
- Steel hoods and durable side covers provide increased resistance to impact damage and general wear and tear.
- AC motor technology on traction and hoist allows the truck to work more reliably and for longer shifts, reducing downtime significantly.
- Hall-Effect sensors on transmission replace internal encoder bearing, making the truck more reliable and decreasing downtime.
- Strong chassis construction provides excellent durability and stability, boosting driver confidence and enhancing productivity.
- IP54 enclosed traction motors and IP65 protection of controls, prevent ingress of water and dust particles, reducing the probability of truck breakdown.
- Use of O-Ring face seals in the hydraulic system, sealed electrical connectors and LED lights, replacing light bulbs, gives maximum uptime over the product life cycle.

PRODUCTIVITY

- Dual front wheel AC drive motors provides smooth acceleration and excellent travel and torque performance. This is combined with regenerative braking to deliver efficient load handling.
- Robust Zero Turn Radius (ZTR) axle with allow tight turning circles for excellent maneuverability in working aisles or congested loading/unloading bays.
- E-braking system provides service braking to be achieved using regenerative motor braking, offering increased energy efficiency, reduced energy consumption and increases uptime.
- Comprehensive range of truck wheelbases and batteries, can be matched to the application, optimising performance, maneuverability and battery shift life.
- Energy Low (eLo) settings provides best balance between truck performance and battery shift life.
- High Performance (HiP) settings will ensure that truck performance.
- Easy side extraction battery removal with 180°-fold back door, allows more uninterrupted uptime with a fast, simple exchange process to keep trucks on the move.
- The maintenance-free mechanical Hyster Stability Mechanism (HSM) reduces truck lean when travelling over obstacles, increasing driver confidence and productivity.

ERGONOMICS

- Zero Turn Radius (ZTR) axle gives tighter turn radius, allowing a roomier, comfortable truck to maneuver in standard working aisles.
- Generous foot space, intuitive pedal arrangement and low step and hood heights offer a comfortable working space for the driver. This means on/off access and driving in reverse cause less fatigue over long shifts.
- Full suspension seat with 80mm of travel reduces truck vibrations, creating a smoother ride for the operator. Swivel seat option for operations requiring frequent reversing.
- Optional IntelligentBelt™ interlock system prevents truck from traveling until operator is seated with seat belt securely fastened to ensure that seat belt is used correctly.
- Multiple choices of Hydraulic controls:
 - Seat side manual lever control with new design manual levers for superb handling productivity.
 - The latest design adjustable TouchPoint™ armrest module with built in hydraulic controls, integrated directional control, emergency off switch and horn offers the ultimate in comfort and control.
 - New design ergonomic joystick with integrated hydraulic controls including direction change, return to set tilt and clamping, designed and positioned to provide maximum comfort for operator.
- Optional Synchronous steering maintains the steering knob at the preferred angle for the driver when driving straight increasing operator comfort and reduces fatigue.
- Steer Column is infinitely adjustable via adjustable gas spring support, optional height adjustment available.
- The memory tilt option allows the steering column to be released to the most vertical position to allow the operator to get off the truck easily. When getting back on the truck, the operator simply pulls the steer column back to the preset position.
- A choice of weather protection options promotes a comfortable working environment, whatever the conditions.
- Easy to open 180°-fold back door for simple and efficient horizontal battery exchange.

PRODUCT FEATURES (2)

LOW COST OF OWNERSHIP

- The right balance of performance, manoeuvrability and battery provision, matched to the application needs gives productivity and throughput at less cost.
- The Vehicle System Manager (VSM) allows adjustment of truck performance parameters as well as monitoring key functions, leading to application matched performance and low maintenance.
- Durable, quality components mean long term reliability and lower maintenance costs. Virtually maintenance free components such as brushless AC motors mean that Hyster Electrics require a full service check only after 1 000 hours.
- In-built thermal protection on traction motors and advanced cooling system protect truck components, leading to reduced maintenance costs.
- Fast delivery of diagnostic information allows precise troubleshooting, easy maintenance planning and lower costs.
- E-braking system reduce 'wear parts' and are less vulnerable to ingress of dirt and floor debris, reducing maintenance costs.

SERVICEABILITY

- Access to diagnostic information via the display or plug-in point on the steering column allows engineers to monitor truck conditions and plan maintenance requirements.
- Easily removable 2-piece floor plate provides easy access to power contactor, fuses and relays.
- Automatic park brake system can be released manually by activating lever arrangement underneath floor plates, reducing downtime.
- Motor, pump, controller and oil tank are located in the counterweight and are easily accessible, requiring only 2 thumb screws to be removed.



STRONG PARTNERS. TOUGH TRUCKS.™

FOR DEMANDING OPERATIONS, EVERYWHERE.

Hyster supplies a complete range of warehouse equipment, IC and electric counterbalanced trucks, container handlers and reach stackers. Hyster is committed to being much more than a lift truck supplier.

Our aim is to offer a complete partnership capable of responding to the full spectrum of material handling issues: Whether you need professional consultancy on your fleet management, fully qualified service support, or reliable parts supply, you can depend on Hyster.

Our network of highly trained dealers provides expert, responsive local support. They can offer cost-effective finance packages and introduce effectively managed maintenance programmes to ensure that you get the best possible value. Our business is dealing with your material handling needs so you can focus on the success of your business today and in the future.



HYSTER EUROPE

Centennial House, Frimley Business Park, Frimley, Surrey, GU16 7SG, England.

Tel: +44 (0) 1276 538500



www.hyster.eu



infoeurope@hyster.com



[/HysterEurope](https://www.facebook.com/HysterEurope)




[@HysterEurope](https://twitter.com/HysterEurope)




[/HysterEurope](https://www.youtube.com/HysterEurope)



HYSTER-YALE UK LIMITED trading as Hyster Europe. Registered Address: Centennial House, Building 4.5, Frimley Business Park, Frimley, Surrey, GU16 7SG, United Kingdom. Registered in England and Wales. Company Registration Number: 02636775.

HYSTER,  and FORTENS are registered trademarks in the European Union and certain other jurisdictions.

MONOTROL® is a registered trademark, and DURAMATCH and  are trademarks in the United States and in certain other jurisdictions.

Hyster products are subject to change without notice. Lift trucks illustrated may feature optional equipment.